

5 100m Individual Medley Men Heat

Official

13NZR 13 Years New Zealand Short Course Record **1:01.46** 2006-08-27 Mitchell Donaldson PARAK



















14NZR 14 Years New Zealand Short Course Record **58.70** 2021-08-17  Sir Owen G Glen...  Kevin Zhang Roskill Swimming Club

NZR Open New Zealand Short Course **52.73** 2018-10-08 Bradlee Ashby



Show more

☰ Entries 1☰ Heats 1🏊 Summary



Total

Rank	Competitor	Age	Club	RT	PTS	Result
1	 Dell Zachary	23	 Club 37	0.65		54.39 Entry: 53.69 (+0.70) Q
	25m: 10.84	50m: 24.48 (13.64)	75m: 40.52 (16.04)			100m: 54.39 (13.87)
2	 Brown Sam	20	 Coast Swi...	0.75		55.14 Entry: 55.18 (-0.04) Q
	25m: 11.60	50m: 25.45 (13.85)	75m: 41.50 (16.05)			100m: 55.14 (13.64)
3	 Peck Ryan	18	 United Swi...	0.62		55.49 Entry: 56.16 (-0.67) Q
	25m: 11.06	50m: 25.13 (14.07)	75m: 41.86 (16.73)			100m: 55.49 (13.63)
4	 Clark MacAllister	22	 North Shor...	0.61		55.70 Entry: 55.18 (+0.52) Q
	25m: 11.24	50m: 25.05 (13.81)	75m: 41.69 (16.64)			100m: 55.70 (14.01)
5	 Zhang Kevin	17	 Roskill Swi...	0.67		55.72 Entry: 56.36 (-0.64) Q
	25m: 11.56	50m: 25.60 (14.04)	75m: 42.09 (16.49)			100m: 55.72 (13.63)
6	 Hendy Jack	23	 Club 37	0.70		56.26 Entry: 55.86 (+0.40) Q
	25m: 11.27	50m: 25.03 (13.76)	75m: 42.28 (17.25)			100m: 56.26 (13.98)
7	 Wrathall Hugo	19	 Jasi Swim ...	0.66		56.28 Entry: 56.95 (-0.67) Q
	25m: 11.18	50m: 25.49 (14.31)	75m: 42.82 (17.33)			100m: 56.28 (13.46)
8	 Elliott Blake	21	 Pukekohe ...	0.67		56.43 Entry: 55.96 (+0.47) Q
	25m: 11.41	50m: 25.56 (14.15)	75m: 42.30 (16.74)			100m: 56.43 (14.13)
9	 Eley (V) Cael	16	 Australia	0.73		57.28 Entry: 1:00.04 (-2.76) Q

25m: 12.08 50m: 26.37 (14.29) 75m: 43.13 (16.76)
100m: 57.28 (14.15)

10  **Crosbie James** 18  **United Swi...** 0.71 **57.55** Q
Entry: 58.41 (-0.86)



25m: 12.16 50m: 26.65 (14.49) 75m: 43.42 (16.77)
100m: 57.55 (14.13)

11  **Kenny Sam** 18  **Coast Swi...** 0.63 **57.60** Q
Entry: 58.00 (-0.40)



25m: 11.63 50m: 25.95 (14.32) 75m: 43.26 (17.31)
100m: 57.60 (14.34)

12  **Biddell (V) Harrison** 19  **Australia** 0.63 **57.68** Q
Entry: 58.67 (-0.99)



25m: 11.93 50m: 27.57 (15.64) 75m: 43.77 (16.20)
100m: 57.68 (13.91)

13  **Hughes Hara** 18  **United Swi...** 0.64 **57.86** Q
Entry: 57.94 (-0.08)



25m: 11.51 50m: 26.99 (15.48) 75m: 43.48 (16.49)
100m: 57.86 (14.38)

14  **Chen Luoqingxi** 15  **Nga Tai Tu...** 0.68 **57.87** Q
Entry: 1:00.33 (-2.46)



25m: 12.18 50m: 26.93 (14.75) 75m: 43.87 (16.94)
100m: 57.87 (14.00)

15  **Muchirahondo Ariel** 15  **Swim Rotor...** 0.68 **57.94** Q
Entry: 58.40 (-0.46)

25m: 11.84 50m: 26.14 (14.30) 75m: 43.87 (17.73)
100m: 57.94 (14.07)

16  **Ireland-Spicer Noah** 17  **Otaki Titan...** 0.71 **58.02** Q
Entry: 58.67 (-0.65)



25m: 11.64 50m: 26.33 (14.69) 75m: 43.96 (17.63)
100m: 58.02 (14.06)

17  **Twist Kale** 20  **Kiwi ASC** 0.63 **58.09** Q
Entry: 57.13 (+0.96)



25m: 11.74 50m: 26.96 (15.22) 75m: 43.97 (17.01)
100m: 58.09 (14.12)

18  **Grigor (V) Leny** 15  **Australia** 0.63 **58.13** Q
Entry: 1:02.51 (-4.38)



25m: 11.84 50m: 26.34 (14.50) 75m: 43.29 (16.95)
100m: 58.13 (14.84)

19  **Odom Alex** 19  **Kiwi West A...** 0.67 **58.20** Q
Entry: 57.14 (+1.06)

25m: 11.52 50m: 25.57 (14.05) 75m: 43.60 (18.03)
100m: 58.20 (14.60)

20  **Walker Fraser** 16  **United Swi...** 0.82 **58.32** Q
Entry: 58.68 (-0.36)

25m: 12.01 50m: 26.84 (14.83) 75m: 44.28 (17.44)
100m: 58.32 (14.04)

21  **Carroll Joshua** 18  **Kiwi West A...** 0.68 **58.38** Q
Entry: 58.54 (-0.16)

25m: 11.60 50m: 25.97 (14.37) 75m: 43.98 (18.01)
100m: 58.38 (14.40)

21	 Bao Elwin	16	 North Shore...	0.72	58.38 Entry: 58.51 (-0.13)	Q
	25m: 12.11	50m: 27.16 (15.05)	75m: 43.78 (16.62)			
	100m: 58.38 (14.60)					
23	 Markovich Nemanya	16	 Roskill Swi...	0.63	58.44 Entry: 59.96 (-1.52)	Q
	25m: 12.15	50m: 27.93 (15.78)	75m: 44.47 (16.54)			
	100m: 58.44 (13.97)					
24	 Hardie Orlando	16	 Hamilton Aq...	0.69	58.63 Entry: 58.82 (-0.19)	Q
	25m: 11.98	50m: 26.85 (14.87)	75m: 44.24 (17.39)			
	100m: 58.63 (14.39)					
25	 Cayuela (V) Loann	17	 New Caled...	0.57	58.72 Entry: 58.69 (+0.03)	Q
	25m: 12.07	50m: 26.63 (14.56)	75m: 44.07 (17.44)			
	100m: 58.72 (14.65)					
26	 Mufana (V) Renzo-Eden	15	 New Caled...	0.68	58.91 Entry: 1:00.61 (-1.70)	Q
	25m: 11.83	50m: 26.83 (15.00)	75m: 44.18 (17.35)			
	100m: 58.91 (14.73)					
27	 Gold Tom	21	 Neptune S...	0.63	59.26 Entry: 59.77 (-0.51)	Q
	25m: 11.50	50m: 26.55 (15.05)	75m: 44.78 (18.23)			
	100m: 59.26 (14.48)					
28	 Humphries Jacob	15	 North Shore...	0.71	59.28 Entry: 59.48 (-0.20)	Q
	25m: 11.93	50m: 26.62 (14.69)	75m: 44.78 (18.16)			
	100m: 59.28 (14.50)					
29	 Gemmell Mahuta	16	 Pukekohe ...	0.67	59.33 Entry: 59.35 (-0.02)	Q
	25m: 12.71	50m: 28.04 (15.33)	75m: 44.94 (16.90)			
	100m: 59.33 (14.39)					
30	 Williams Henry	21	 North Shore...	0.68	59.39 Entry: 1:00.18 (-0.79)	Q
	25m: 11.81	50m: 26.62 (14.81)	75m: 45.10 (18.48)			
	100m: 59.39 (14.29)					
31	 Holder Brandon	17	 Phoenix Aq...	0.60	59.53 Entry: 59.97 (-0.44)	R1
	25m: 12.16	50m: 26.30 (14.14)	75m: 45.16 (18.86)			
	100m: 59.53 (14.37)					
32	 Walker Nathan	19	 Aquagym S...	0.65	59.59 Entry: 59.23 (+0.36)	R2
	25m: 12.06	50m: 27.20 (15.14)	75m: 44.57 (17.37)			
	100m: 59.59 (15.02)					
33	 Lutton (V) Charlie	17	 Australia	0.65	59.74 Entry: 59.82 (-0.08)	
	25m: 11.26	50m: 26.20 (14.94)	75m: 45.42 (19.22)			
	100m: 59.74 (14.32)					
34	 Tian Donald	14	 Coast Swi...	0.64	59.78 Entry: 1:00.81 (-1.03)	

25m: 12.46 50m: 27.02 (14.56) 75m: 45.02 (18.00)
100m: 59.78 (14.76)

35  **Wong Eric** 15  **Ice Breaker...** 0.59 **59.86**
Entry: 1:00.86 (-1.00)

25m: 11.91 50m: 27.43 (15.52) 75m: 45.10 (17.67)
100m: 59.86 (14.76)

36  **Gibson Luke** 18  **Club 37** 0.76 **1:00.01**
Entry: 1:00.96 (-0.95)

25m: 12.52 50m: 27.14 (14.62) 75m: 45.40 (18.26)
100m: 1:00.01 (14.61)

37  **Lockhart Callum** 19  **Vikings Swi...** 0.66 **1:00.05**
Entry: 59.59 (+0.46)

25m: 12.28 50m: 27.31 (15.03) 75m: 45.24 (17.93)
100m: 1:00.05 (14.81)

38  **Reiher Joseph** 17  **Porirua City...** 0.71 **1:00.09**
Entry: 1:00.41 (-0.32)

25m: 12.49 50m: 28.66 (16.17) 75m: 45.43 (16.77)
100m: 1:00.09 (14.66)

39  **Swanepoel Jonathan** 17  **Coast Swi...** 0.63 **1:00.10**
Entry: 1:00.91 (-0.81)

25m: 12.48 50m: 27.35 (14.87) 75m: 45.58 (18.23)
100m: 1:00.10 (14.52)

40  **Wheeler Rylind** 16  **North Cant...** 0.66 **1:00.12**
Entry: 59.78 (+0.34)

25m: 12.21 50m: 27.73 (15.52) 75m: 45.69 (17.96)
100m: 1:00.12 (14.43)

40  **Ludlow Caleb** 17  **Alexandra ...** 0.67 **1:00.12**
Entry: 59.88 (+0.24)

25m: 12.50 50m: 28.90 (16.40) 75m: 44.98 (16.08)
100m: 1:00.12 (15.14)

42  **Wilson (V) Lucas** 20  **Australia** 0.68 **1:00.28**
Entry: 59.09 (+1.19)

25m: 12.05 50m: 27.05 (15.00) 75m: 45.30 (18.25)
100m: 1:00.28 (14.98)

43  **Koroiadi Joseph** 18  **Murihiku S...** 0.70 **1:00.29**
Entry: 57.91 (+2.38)

25m: 11.88 50m: 26.67 (14.79) 75m: 45.03 (18.36)
100m: 1:00.29 (15.26)

44  **Gu Osbert** 15  **Phoenix Aq...** 0.74 **1:00.30**
Entry: 59.94 (+0.36)

25m: 12.51 50m: 27.67 (15.16) 75m: 45.36 (17.69)
100m: 1:00.30 (14.94)

45  **Paki TeRauroha** 14  **Northwave ...** 0.66 **1:00.66**
Entry: 1:03.66 (-3.00)



25m: 12.58 50m: 27.46 (14.88) 75m: 45.78 (18.32)
100m: 1:00.66 (14.88)

46  **Lynch Tyson** 16  **Vikings Swi...** 0.70 **1:00.93**
Entry: 1:02.64 (-1.71)

25m: 12.37 50m: 27.45 (15.08) 75m: 46.04 (18.59)
100m: 1:00.93 (14.89)

47	 Inwood Hamish	17	 Jasi Swim ...	0.76	1:00.96 Entry: 1:01.63 (-0.67)
	25m: 12.06 100m: 1:00.96 (14.52)	50m: 27.53 (15.47)	75m: 46.44 (18.91)		
48	 Boonen Caign	16	 St Paul's S...	0.67	1:01.02 Entry: 1:01.80 (-0.78)
	25m: 12.52 100m: 1:01.02 (14.44)	50m: 27.85 (15.33)	75m: 46.58 (18.73)		
49	 Julian Miles	17	 St Peter's S...	0.72	1:01.06 Entry: 1:01.43 (-0.37)
	25m: 12.77 100m: 1:01.06 (14.64)	50m: 28.48 (15.71)	75m: 46.42 (17.94)		
50	 Logger Thomas	20	 Nga Tai Tu...	0.66	1:01.09 Entry: 1:01.82 (-0.73)
	25m: 12.37 100m: 1:01.09 (15.62)	50m: 27.60 (15.23)	75m: 45.47 (17.87)		
51	 Robinson Ollie	17	 Tawa Swim...	0.71	1:01.14 Entry: 1:01.82 (-0.68)
	25m: 12.44 100m: 1:01.14 (14.39)	50m: 28.19 (15.75)	75m: 46.75 (18.56)		
52	 Solodi Nico	18	 Aquagym S...	0.62	1:01.21 Entry: 1:00.82 (+0.39)
	25m: 12.73 100m: 1:01.21 (15.40)	50m: 27.48 (14.75)	75m: 45.81 (18.33)		
53	 Salomonsson Neo	15	 Kiwi ASC	0.70	1:01.23 Entry: 1:00.09 (+1.14)
	25m: 11.72 100m: 1:01.23 (14.92)	50m: 26.85 (15.13)	75m: 46.31 (19.46)		
54	 Park John	16	 St Paul's S...	0.68	1:01.34 Entry: 1:03.90 (-2.56)
	25m: 12.65 100m: 1:01.34 (14.87)	50m: 28.89 (16.24)	75m: 46.47 (17.58)		
55	 Perceval Lucas	17	 Central Ha...	0.71	1:01.35 Entry: 1:00.53 (+0.82)
	25m: 12.36 100m: 1:01.35 (15.56)	50m: 27.38 (15.02)	75m: 45.79 (18.41)		
56	 Manderson Luke	15	 Vikings Swi...	0.69	1:01.45 Entry: 1:01.83 (-0.38)
	25m: 11.81 100m: 1:01.45 (14.69)	50m: 27.02 (15.21)	75m: 46.76 (19.74)		
57	 Curling Liam	15	 Coast Swi...	0.65	1:01.50 Entry: 1:01.04 (+0.46)
	25m: 12.16 100m: 1:01.50 (14.82)	50m: 27.23 (15.07)	75m: 46.68 (19.45)		
58	 Feng Andrew	15	 North Shor...	0.66	1:01.64 Entry: 1:02.44 (-0.80)
	25m: 12.73 100m: 1:01.64 (15.65)	50m: 28.47 (15.74)	75m: 45.99 (17.52)		
59	 Luscombe (V) Fletcher	22	 Australia	0.69	1:01.66 Entry: 1:00.38 (+1.28)



25m: 13.03 50m: 29.45 (16.42) 75m: 46.46 (17.01)
100m: 1:01.66 (15.20)

60  Douillard (V) Noa 15  New Caled... 0.76 **1:01.69**
Entry: 1:03.11 (-1.42)



25m: 12.67 50m: 28.38 (15.71) 75m: 47.48 (19.10)
100m: 1:01.69 (14.21)

61  Cave Max 16  Aquabladz ... 0.74 **1:01.73**
Entry: 1:00.73 (+1.00)



25m: 12.02 50m: 27.18 (15.16) 75m: 46.11 (18.93)
100m: 1:01.73 (15.62)

62  Kalani Lono 15  Nelson Sou... 0.80 **1:01.85**
Entry: 1:02.71 (-0.86)



25m: 12.49 50m: 27.77 (15.28) 75m: 46.59 (18.82)
100m: 1:01.85 (15.26)

63  Yin Caleb 14  Mt Eden S... 0.65 **1:01.99**
Entry: 1:05.62 (-3.63)



25m: 12.78 50m: 28.88 (16.10) 75m: 46.38 (17.50)
100m: 1:01.99 (15.61)

64  BakerSefo Ionatana 16  Pirates Swi... 0.73 **1:02.35**
Entry: 1:02.64 (-0.29)



25m: 12.49 50m: 28.76 (16.27) 75m: 47.31 (18.55)
100m: 1:02.35 (15.04)

65  Sun Danny 14  United Swi... 0.78 **1:02.36**
Entry: 1:01.69 (+0.67)



25m: 13.31 50m: 29.76 (16.45) 75m: 47.12 (17.36)
100m: 1:02.36 (15.24)

66  Sugiyama Taka 16  Kiwi ASC 0.63 **1:02.42**
Entry: 1:02.04 (+0.38)



25m: 13.15 50m: 28.82 (15.67) 75m: 47.09 (18.27)
100m: 1:02.42 (15.33)

67  Broadfoot Declan 14  Pirates Swi... 0.69 **1:02.48**
Entry: 1:01.50 (+0.98)



25m: 12.89 50m: 28.75 (15.86) 75m: 47.49 (18.74)
100m: 1:02.48 (14.99)

68  Glintmeyer Kase 13  Coast Swi... 0.68 **1:02.57**
Entry: 1:03.28 (-0.71)



25m: 13.22 50m: 28.34 (15.12) 75m: 47.12 (18.78)
100m: 1:02.57 (15.45)

69  Grace Flynn 16  Vikings Swi... 0.76 **1:02.60**
Entry: 1:01.82 (+0.78)



























25m: 12.57 50m: 28.32 (15.75) 75m: 47.16 (18.84)
100m: 1:02.60 (15.44)

70  Anderson Roman 15  Tawa Swim... 0.71 **1:02.65**
Entry: 1:02.82 (-0.17)

25m: 12.78 50m: 28.41 (15.63) 75m: 47.25 (18.84)
100m: 1:02.65 (15.40)

71  Woods Liam 18  St Paul's S... 0.69 **1:02.83**
Entry: 1:01.93 (+0.90)

25m: 12.42 50m: 27.85 (15.43) 75m: 47.41 (19.56)
100m: 1:02.83 (15.42)

72	 Diener Corne	16	 St Paul's S...	0.69	1:02.91 Entry: 1:03.90 (-0.99)
	25m: 12.62 100m: 1:02.91 (15.12)	50m: 29.23 (16.61)	75m: 47.79 (18.56)		
73	 Delamare William	16	 Coast Swi...	0.69	1:02.94 Entry: 1:01.29 (+1.65)
	25m: 12.15 100m: 1:02.94 (15.50)	50m: 27.15 (15.00)	75m: 47.44 (20.29)		
73	 Jung-Ishida Kai	15	 Swim Rotor...	0.68	1:02.94 Entry: 1:04.39 (-1.45)
	25m: 13.09 100m: 1:02.94 (15.08)	50m: 28.90 (15.81)	75m: 47.86 (18.96)		
75	 Skidmore Sam	15	 Trojans Swi...	0.66	1:02.96 Entry: 1:04.20 (-1.24)
	25m: 12.16 100m: 1:02.96 (14.73)	50m: 27.76 (15.60)	75m: 48.23 (20.47)		
76	 Jager MunChi	16	 Jasi Swim ...	0.74	1:03.16 Entry: 1:03.42 (-0.26)
	25m: 12.60 100m: 1:03.16 (15.12)	50m: 28.20 (15.60)	75m: 48.04 (19.84)		
77	 Hollands Zaedyn	14	 Waverley S...	0.70	1:03.57 Entry: 1:04.50 (-0.93)
	25m: 12.81 100m: 1:03.57 (15.49)	50m: 28.62 (15.81)	75m: 48.08 (19.46)		
78	 Fuatimau Caden	13	 Mt Wellingt...	0.66	1:03.75 Entry: 1:04.03 (-0.28)
	25m: 13.24 100m: 1:03.75 (15.45)	50m: 30.04 (16.80)	75m: 48.30 (18.26)		
79	 Sands Hunter	16	 Liz van Wel...	0.73	1:03.76 Entry: 1:02.98 (+0.78)
	25m: 13.24 100m: 1:03.76 (15.09)	50m: 29.85 (16.61)	75m: 48.67 (18.82)		
80	 Asiata Samuel	16	 Howick Pak...	0.66	1:03.80 Entry: 1:03.75 (+0.05)
	25m: 12.88 100m: 1:03.80 (15.54)	50m: 29.04 (16.16)	75m: 48.26 (19.22)		
81	 Wang Runxiang	14	 Coast Swi...	0.69	1:03.81 Entry: 1:05.01 (-1.20)
	25m: 13.11 100m: 1:03.81 (16.10)	50m: 29.37 (16.26)	75m: 47.71 (18.34)		
82	 Xiong Bryan	14	 Phoenix Aq...	0.65	1:03.86 Entry: 1:04.37 (-0.51)
	25m: 13.24 100m: 1:03.86 (15.43)	50m: 29.72 (16.48)	75m: 48.43 (18.71)		
83	 Sandford Alex	14	 Coast Swi...	0.71	1:04.05 Entry: 1:04.48 (-0.43)
	25m: 12.98 100m: 1:04.05 (14.97)	50m: 28.67 (15.69)	75m: 49.08 (20.41)		
84	 Kuzmenkov Dmitry	15	 North Shor...	0.66	1:04.07 Entry: 1:04.47 (-0.40)

25m: 13.18 50m: 29.80 (16.62) 75m: 48.00 (18.20)
100m: 1:04.07 (16.07)

85  **Thomas Felix** 15  **Porirua City...** 0.68 **1:04.14**
Entry: 1:04.93 (-0.79)

25m: 12.59 50m: 29.24 (16.65) 75m: 48.57 (19.33)
100m: 1:04.14 (15.57)

86  **Yee Jaeci** 14  **Capital Swi...** 0.70 **1:04.16**
Entry: 1:05.16 (-1.00)

25m: 12.55 50m: 28.54 (15.99) 75m: 48.75 (20.21)
100m: 1:04.16 (15.41)

87  **Wang Henry** 13  **North Shor...** 0.70 **1:04.34**
Entry: 1:04.46 (-0.12)

25m: 13.36 50m: 30.14 (16.78) 75m: 48.86 (18.72)
100m: 1:04.34 (15.48)

88  **Shivnan Charlie** 16  **Mt Maunga...** 0.67 **1:04.59**
Entry: 1:04.22 (+0.37)

25m: 13.59 50m: 29.67 (16.08) 75m: 49.43 (19.76)
100m: 1:04.59 (15.16)

89  **Mills Frederick** 14  **Tawa Swim...** 0.62 **1:04.73**
Entry: 1:07.08 (-2.35)

25m: 13.23 50m: 30.47 (17.24) 75m: 48.55 (18.08)
100m: 1:04.73 (16.18)

90  **Eagar (V) Alex** 14  **Australia** 0.69 **1:04.97**
Entry: 1:06.33 (-1.36)

25m: 13.84 50m: 30.45 (16.61) 75m: 49.44 (18.99)
100m: 1:04.97 (15.53)

91  **Otene Jaiah** 13  **Stratford FI...** 0.73 **1:05.01**
Entry: 1:05.26 (-0.25)

25m: 13.91 50m: 30.17 (16.26) 75m: 49.38 (19.21)
100m: 1:05.01 (15.63)

92  **Swanepoel Grayson** 14  **Coast Swi...** 0.67 **1:05.07**
Entry: 1:05.73 (-0.66)

25m: 13.11 50m: 30.04 (16.93) 75m: 49.47 (19.43)
100m: 1:05.07 (15.60)

93  **Zhao Rick** 14  **Howick Pak...** 0.71 **1:05.09**
Entry: 1:05.04 (+0.05)

25m: 13.36 50m: 30.26 (16.90) 75m: 49.02 (18.76)
100m: 1:05.09 (16.07)

94  **Lee Jayden** 13  **Wharenui S...** 0.71 **1:05.12**
Entry: 1:06.43 (-1.31)



























25m: 13.65 50m: 29.65 (16.00) 75m: 49.54 (19.89)
100m: 1:05.12 (15.58)

95  **McNabb Finlay** 16  **Blenheim S...** 0.66 **1:05.25**
Entry: 1:03.78 (+1.47)



25m: 13.08 50m: 28.97 (15.89) 75m: 49.71 (20.74)
100m: 1:05.25 (15.54)

96  **Leighton (V) Joshua** 14  **Australia** 0.67 **1:05.70**
Entry: 1:06.19 (-0.49)



25m: 13.17 50m: 29.81 (16.64) 75m: 49.95 (20.14)
100m: 1:05.70 (15.75)

97	 Stracey Hylton	14	 Wharenui S...	0.73	1:05.86 Entry: 1:05.71 (+0.15)
	25m: 13.16 100m: 1:05.86 (15.38)	50m: 29.62 (16.46)	75m: 50.48 (20.86)		
98	 Liu Sonny	14	 North Shor...	0.64	1:06.06 Entry: 1:07.30 (-1.24)
	25m: 13.74 100m: 1:06.06 (15.91)	50m: 31.00 (17.26)	75m: 50.15 (19.15)		
99	 Williams Everett	13	 Matamata ...	0.76	1:06.14 Entry: 1:10.02 (-3.88)
	25m: 13.09 100m: 1:06.14 (15.54)	50m: 28.99 (15.90)	75m: 50.60 (21.61)		
100	 Kumala Chris	14	 Phoenix Aq...	0.60	1:06.35 Entry: 1:06.83 (-0.48)
	25m: 12.79 100m: 1:06.35 (15.70)	50m: 29.75 (16.96)	75m: 50.65 (20.90)		
101	 Tukia Simiosi	14	 St Paul's S...	0.75	1:06.38 Entry: 1:06.08 (+0.30)
	25m: 13.42 100m: 1:06.38 (16.35)	50m: 29.95 (16.53)	75m: 50.03 (20.08)		
102	 Aloua Finn	13	 United Swi...	0.67	1:06.59 Entry: 1:07.53 (-0.94)
	25m: 14.00 100m: 1:06.59 (16.12)	50m: 31.68 (17.68)	75m: 50.47 (18.79)		
103	 Forbes Jacob	13	 North Shor...	0.65	1:06.70 Entry: 1:06.87 (-0.17)
	25m: 14.07 100m: 1:06.70 (15.65)	50m: 31.07 (17.00)	75m: 51.05 (19.98)		
104	 Tye William	13	 Nga Tai Tu...	0.76	1:06.88 Entry: 1:10.22 (-3.34)
	25m: 13.49 100m: 1:06.88 (16.19)	50m: 29.68 (16.19)	75m: 50.69 (21.01)		
105	 Callow William	13	 Aquagym S...	0.76	1:07.05 Entry: 1:08.77 (-1.72)
	25m: 14.28 100m: 1:07.05 (15.59)	50m: 31.60 (17.32)	75m: 51.46 (19.86)		
106	 Xie Jasper	13	 United Swi...	0.66	1:07.29 Entry: 1:06.53 (+0.76)
	25m: 14.15 100m: 1:07.29 (16.60)	50m: 31.48 (17.33)	75m: 50.69 (19.21)		
107	 Pascoe Jacob	14	 Northwave ...	0.70	1:07.38 Entry: 1:07.17 (+0.21)
	25m: 13.86 100m: 1:07.38 (16.78)	50m: 30.01 (16.15)	75m: 50.60 (20.59)		
108	 Ng Jayden	14	 Porirua City...	0.64	1:07.46 Entry: 1:06.96 (+0.50)
	25m: 13.39 100m: 1:07.46 (15.97)	50m: 30.78 (17.39)	75m: 51.49 (20.71)		
109	 Zhang James	13	 Parnell Swi...	0.74	1:07.64 Entry: 1:08.91 (-1.27)



25m: 13.63 50m: 30.95 (17.32) 75m: 51.93 (20.98)
100m: 1:07.64 (15.71)

110  Zhou Ryan 13  United Swi... 0.71 **1:07.96**
Entry: 1:09.00 (-1.04)


25m: 13.80 50m: 30.46 (16.66) 75m: 51.39 (20.93)
100m: 1:07.96 (16.57)

111  Yang Michael 13  Phoenix Aq... 0.69 **1:08.03**
Entry: 1:09.07 (-1.04)



25m: 14.82 50m: 32.27 (17.45) 75m: 50.89 (18.62)
100m: 1:08.03 (17.14)

112  Madar-Leuluai Charlie 13  Capital Swi... 0.70 **1:08.52**
Entry: 1:08.07 (+0.45)



25m: 13.50 50m: 30.66 (17.16) 75m: 51.89 (21.23)
100m: 1:08.52 (16.63)

113  Boocock James 13  Nelson Sou... 0.76 **1:09.00**
Entry: 1:07.06 (+1.94)

25m: 13.52 50m: 30.61 (17.09) 75m: 52.15 (21.54)
100m: 1:09.00 (16.85)

114  Aves Austin 13  Parnell Swi... 0.82 **1:09.03**
Entry: 1:09.29 (-0.26)



25m: 13.88 50m: 30.63 (16.75) 75m: 52.32 (21.69)
100m: 1:09.03 (16.71)

115  Ng Martin 13  United Swi... 0.70 **1:09.46**
Entry: 1:10.95 (-1.49)



25m: 15.12 50m: 33.16 (18.04) 75m: 52.56 (19.40)
100m: 1:09.46 (16.90)

116  Thomas Asher 13  Porirua City... 0.73 **1:09.47**
Entry: 1:09.71 (-0.24)



25m: 14.28 50m: 32.59 (18.31) 75m: 51.22 (18.63)
100m: 1:09.47 (18.25)

117  Setford Kyle 13  Heretaunga... 0.77 **1:09.94**
Entry: 1:08.27 (+1.67)

25m: 13.89 50m: 30.88 (16.99) 75m: 53.59 (22.71)
100m: 1:09.94 (16.35)

118  Rowlands Jackson 13  Aquabladz ... 0.68 **1:10.56**
Entry: 1:10.03 (+0.53)

25m: 14.04 50m: 32.50 (18.46) 75m: 54.17 (21.67)
100m: 1:10.56 (16.39)

119  Beeby Hugo 13  Neptune S... 0.68 **1:10.65**
Entry: 1:10.92 (-0.27)

25m: 14.96 50m: 33.61 (18.65) 75m: 54.09 (20.48)
100m: 1:10.65 (16.56)